

ENHANCING TRUST



JAYPEE®
Construction Equipment Solutions

REBAR PROCESSING

Equipment

CONCRETE PROCESSING
EQUIPMENT



MAN & MATERIAL
HANDLING EQUIPMENT



COMPACTION
EQUIPMENT



LIGHT CONCRETE
COMPACTION EQUIPMENT



WINNING THROUGH CONSTANT INNOVATION

Since its inception in 1982 Jaypee® India Limited has constantly upgraded its portfolio with diverse offerings, challenging projects and impressive clients. Our reputation is built on technical expertise, professional approach and commercial integrity. We build long term, successful partnerships with our clients based on mutual trust and respect.

Today, Jaypee's wide range of products includes Rebar Bending Machine, Bar Cutting Machine, Batch Mix Plant, Concrete Mixer, Automatic Batching Plant, Walk Behind Vibratory Roller, Suspended Platform Hoist, Passenger & Material Hoist, Multi Function Hoist etc.

Our advanced manufacturing facility located on the outskirts of Kolkata on NH6 is a state of art unit with modern material handling equipment and up to date infrastructure facilities. Built on area of 15 Acres of land, the facility boasts of a dedicated R&D unit, a Machine Tool Centre, Fabrication Shop and Assembly line.

Modern machine tools such as Horizontal Machining Centre, CNC Turning Centre, Vertical Machining Centre, CNC Milling, CNC Gear Hobbing, CNC Plasma Cutting, VTL and advanced material handling system including an assembly line enhance the production capacity and provide in-house quality checks.



Enhancing Trust

We began our journey almost three decades ago with a simple mission of "Enhancing Trust". With a single motto in our heart we began manufacturing general construction machineries in 1982 and provided our customers with world class quality at the most competitive prices. This eventually helped us achieve the unparalleled trust of our customers and gave us the push to achieve even greater heights.

With a dedicated team of dynamic, qualified professionals we provide optimal engineering solutions meeting client requirements. We build long term, successful partnerships.

We at Jaypee® believe that sky is the limit for success but trust of our consumers is the ladder to that success, and thus it has always created a bond of trust with the clients.

Delivering superb service really is at the core of what we're about. We strive to do this day in, day out. Building on this experience and expertise, we are now ready with a pan-India growth strategy to deliver an unprecedented number of high-quality projects in the forthcoming years. As we embark on an exciting new chapter in our corporate existence. We humbly look forward to your continued support for all our endeavours.

**Shri Jay Mehta - Chairman, Founder &
Shri Kumar Mangalam Mehta - Managing Director**

Quality

A dedicated quality control team assures that every Jaypee® product meets the highest standards of dedication and workmanship. Inspection is carried out in various stages starting with chemical tests of the raw materials that are being used till the machine productivity check which is carried out before despatch. Latest measurement tools and skilled professionals provide Jaypee Assurance to every product which is manufactured at our facilities.



CONSTRUCTION ➤
equipment solutions

SHRI KUMAR MANGALAM MEHTA
Managing Director JAYPEE GROUP



BAR BENDING MACHINE

JAYMAC® Bar Bending Machine is a semi automatic, durable fast and cost effective machine, used for bending reinforcement bars and various forms of round bars.

This machine effectively increases the production capacity of your steel yard, minimising the use of manual labour.

The automatic angle selection permits a precise bend at a preset angle making it one step bending process for various forms of bends and stirrups. Bar Bending Machine is easy to use, the machine can be operated by a layman with minimal experience.



FEATURES

Set on a wide body with a heavy duty gearbox, JAYMAC® Bar Bending Machines boast of a rigid design which helps maintain the performance of the machine year after year. An oil bathed gearbox with hardened forged alloy gears provide maximum strength and innovative features such as push button bending give operator comfort.



Model	R.P.M Machine	Motor H.P.	Kg/mm ² 45			Kg/mm ² 65			Kg/mm ² 80			Dimensions L×W×H	Approx. weight
			1	2	3	1	2	3	1	2	3		
			Ø	Ø	Ø	Ø	Ø	Ø	Ø	Ø	Ø		
B 40	9	5	32	20	10	28	16	8	25	12	6	860 × 910 × 880 mm	500 kg
B 42	8	5	42	25	12	36	20	10	32	16	8	960 × 970 × 900 mm	700 kg
B 52	6	7.5	52	32	20	42	25	16	36	20	12	960 × 970 × 900 mm	780 kg
B 55	5.6	7.5	55	36	28	48	32	28	44	28	20	1100 × 1037 × 892 mm	820 kg

**** Disclaimer :** "Machine and Design specifications are conjectural. It can be changed or modified as per company's policy at any given time."

BAR SHEARING MACHINE

JAYMAC® Bar Shearing Machine is robustly built to withstand the stress while shearing of rebar and various forms of steel bars.

Durable fast and easy to use, this machine gives a one-shot cutting operation with perfect cutting accuracy thus minimising the use of labour and long drawcutting process for single cuts.

This workhorse knows no stop as it can be effectively put to use for a constant round-the-clock production.



Model	R.P.M Machine	Motor H.P.	Kg/mm ² 45			Kg/mm ² 65			Kg/mm ² 80			Dimensions L×W×H	Approx. weight
			1	2	3	1	2	3	1	2	3		
			Ø	Ø	Ø	Ø	Ø	Ø	Ø	Ø	Ø		
C40	90	5	32	20	10	28	16	8	25	12	6	1050 × 600 × 920 mm	480 kg
C42	90	5	42	25	12	36	20	10	32	16	8	1200 × 750 × 910 mm	680 kg
C52	47	7.5	52	32	20	42	25	16	36	20	12	1300 × 710 × 940 mm	770 kg
C55	47	7.5	55	36	28	48	32	28	44	28	20	1325 × 720 × 940 mm	800 kg


**** Disclaimer :** "Machine and Design specifications are conjectural. It can be changed or modified as per company's policy at any given time."

- Jig locator for rigid holding of bars while shearing.
- Electrical safety devices ensuring safe operation.
- Special tool steel cutting blades are carefully heat treated for a longer cutting life.
- Safety cover for operator protection while shearing.
- Available with Single Phase or Three Phase (C 28 model)



FEATURES

A high power torque generator in the form of a solid flywheel is what, gives JAYMAC® Bar Shearing Machines unmatched strength and robustness. A shock resistant tool steel, duly heat treated, forms the innovative Eight Edged Blade giving longer operational life to the cutting tool.



BAR DE-COILING AND STRAIGHTENING MACHINE

Jaymac® Automatic Steel Bar De-coiling Straightening and Cutting Machine is an innovative design for straightening round steel, hot and cold rolled rebar, ribbed steel and thread screw steel. Used for building construction and by steel rolling mills. This automatic machine has high traction speed, straightening stability and cutting for working in a better, safe, and continuous output.

The speed of the machine is 55m/min with flying shear & advance PLC Control Panel, capable of cutting 99 different lengths up to 99mtrs in a single setting. Hyperbolic Roller is used for accurate straightening without causing any damage to the rebar.



PROCESS

Cold rolled coils are put in through high speed drive rollers and straightened using hyperbolic rollers, set in a straightening spinner. Cut to length bars are achieved using digital measurement of bars via encoders.



Model	ST - 14
Round Bar: 4 ~ 14 mm	Reinforce Steel Bar: 6 ~ 12 mm
Wire Transportation Speed	55 m/min
Wire Design Length (cab be incresed)	450 mm ~ 99 m
Cutting Length Error	± 2 cm
Shearing Motor Power	7.5 kw 10 HP
Straightening and Drive Motor Power	15 kw 20 HP
Dimension	2800 x 760 x 1150 mm
Net weight (Approx.)	950 kg
6 Mtr. Stand	Included

**** Disclaimer :** "Machine and Design specifications are conjectural. It can be changed or modified as per company's policy at any given time."



RADIUS BENDING MACHINE

JAYMAC® Heavy-duty Radius Bar Bending Machine will radius up to 35mm rebar.

RB 36 comes with a standard 2-speed drive motor, adhering to most safety requirements it is an efficient and quicker bender used for making circular rings.




JAYMAC® Radius Bender is designed to bend radius rebar without the need to pre-bend the end of the bar. Keeping the operator's hands away from the forming rolls allows safe operation. The Radius Bender has been designed with a guard for making rings in a safe operation. After forming the ring, the finished shape is lifted out of the machine while the guard hinges and returns to the closed position. The drive rollers do not rotate while the guard is open.



Safety Cover



Advanced electrical control panel



One step radius bending process

Model	RB 42
Capacity	32 mm bar
	Grade 60 or 65kg/mm ²
Motor	Feed Motor
	3 HP Motor
	440 VAC 3-Phase 50Hz Standard
Feed Rate	22 m/min
Dimensions	1000×1050×930 mm
Weight (Approx.)	750 kgs

**** Disclaimer :** "Machine and Design specifications are conjectural. It can be changed or modified as per company's policy at any given time."

STIRRUP BENDING MACHINE



With its wide experience in the field of manufacturing construction equipment, Jaypee has now come up with the world class stirrup bending machines. These stirrup benders from Jaypee are manufactured by an expert team of engineers and hence are innovative and user friendly.

The stirrup bar bending machines from Jaypee are robust designed and are available in both standard and customized configurations to suit unique customer requirements.



MODEL	SB - 14
Length	850 mm
Width	685 mm
Height	885 mm
Weight (approx.)	400 KG
Machine	20 RPM
Max. Bending DIA	12 mm - FE 500 TMT
Power Rating	1.1 kw
Control	415 V, 3 DIA, A.C
Minimum Stirrup Size	100 × 100 mm

**** Disclaimer :** "Machine and Design specifications are conjectural. It can be changed or modified as per company's policy at any given time."

FEATURES

- Innovative with Digital Control Panel
- Flexible with Adjustable Rebar System
- Durable with Corrosion Resistance Properties
- Available in Both Manual and Automatic Configurations
- Any size of Stirrups can be done

10/7 CONCRETE MIXER



TECHNICAL SPECIFICATIONS:

- Model No: 10/7 concrete mixer
- 2550 × 1680 × 2600 overall dimension
- Electronic load cell system
- Digital Panel Board
- In line water flow meter

You get custom designed concrete mixer from Jaypee, a leading concrete equipment manufacturing unit of India.

While this construction equipment is capable of preparing large amount of quality concrete at a single point of time (approximately single bag concrete mixer machine).

TYPES OF CONCRETE MIXER

- High Capacity Concrete Mixing Drum
- Low Capacity Concrete Mixing Drum
- Mechanical Concrete Mixer
- Diesel Concrete Mixer
- Electric Concrete Mixer
- Hydraulic Concrete Mixer

The concrete mixer from Jaypee, a leading concrete mixer manufacturer comes with several additional safety features. These concrete mixers are innovative to meet the dynamic requirements of any leading construction company in India.

MODEL	10/7 - D / E
Drum Capacity	400 Ltr
Drum RPM	19 RPM
Overall Dimension (L×W×H)	2600 × 2300 2300
Prime Mover	6 / 6.5 HP Diesel Engine 5 HP Electric Motor
Prime Mover Cabin	Steel Body with Sliding Door
Loading Hopper	Hydraulic Operated with Heavy Duty Power Pack
Hydraulic Pump	19 LPM gear pump @ 207 bar
Optional Features	Weigh Batching System

**** Disclaimer :** "Machine and Design specifications are conjectural. It can be changed or modified as per company's policy at any given time."

BENEFITS & FEATURES

- Easy to Operate
- Convenient Discharge
- Fabricated Yoke and give Optimum Performance
- Wide Wheel Base To Give Better Stability
- Easy Swivel Arrangement
- Convenience of Lubrication
- Easy to Transport Chassis
- Mixing Drum for Fast Perfect Mixing
- Transmission - Extra Efficiency at no extra cost
- Housing - For Safety a Hopper - that Discharges in Record Time
- Optimum Performance
- Minimum Maintenance
- Rust Resistant
- Easy to Handle
- 10/7 cft tilting drum mixer
- Saves lot of time since mixer discharges right in to the hoist bucket
- Single man can operate both the mixer and the vertical lifting bucket



10/7 CONCRETE MIXER WITH HOIST

Jaypee® 10/7 Concrete Mixer with Lift is fabricated using high grade components, procured from our authentic vendors in the market. We also use the most innovative technology and hi-tech machines to manufacture this product. Made as per the prevailing norms and regulations of the industry, our offered concrete mixers are widely appreciated in various construction and allied industries.



The concrete lift machines are manufactured at Jaypee adhering to IS 1791:1968. These concrete lifts undergo extensive quality tests prior to delivery and hence there are negligible chances of getting faulty concrete machine lift.

Concrete lift machine has the ability of melt stirring and lifting. Through the different height of ladder, the hoisting machine and carriage, the concrete inside lifting bucket can be promoted to different floors. The lifting concrete has the advantages of easy operation, reduced labor and material consumption; shorten construction time, and high construction efficiency.

TYPES OF CONCRETE MIXER

- High Capacity Concrete Mixing Drum
- Low Capacity Concrete Mixing Drum
- Mechanical Concrete Mixer
- Diesel Concrete Mixer
- Electric Concrete Mixer
- Hydraulic Concrete Mixer

The concrete mixer from Jaypee, a leading concrete mixer manufacturer comes with several additional safety features. These concrete mixers are innovative to meet the dynamic requirements of any leading construction company in India.




MODEL	CMH - 1 D / E
Drum Capacity	10/7 cft
Prime Mover	6/10 HP Diesel Engine / 5/10 HP Electric Motor
Prime Mover Cabin	With Sliding Door
Loading Hopper	Hydraulic Operated with Heavy Duty Power Pack
Concrete Mixing Time	3 Min (Approx)
Drum Speed	19 rpm
Lift	2 Poled Method
Winch Lifting Capacity	400 kg
Winch Height	20 to 30 mtrs.
Production Rate	3 m ³ /hr
Lifting Speed	30 m/m

**** Disclaimer :** "Machine and Design specifications are conjectural. It can be changed or modified as per company's policy at any given time."

BENEFITS & FEATURES

- Easy to Operate
- Convenient Discharge
- Fabricated Yoke and give Optimum Performanc
- Wide Wheel Base To Give Better Stability
- Easy Swivel Arrangement
- Convenience of Lubrication
- Easy to Transport Chassis
- Mixing Drum for Fast Perfect Mixing
- Transmission - Extra Efficiency at no extra cos
- Housing - For Safety a Hopper - that Discharges in Record Time
- Optimum Performance
- Minimum Maintenance
- Rust Resistant
- Easy to Handle
- 10/7 cft tilting drum mixer
- Saves lot of time since mixer discharges right in to the hoist bucket
- Single man can operate both the mixer and the vertical lifting bucket

3 BIN DIGITAL CONCRETE MIXER



Jaypee® 3 Bin Digital Concrete Mixer is renowned for its robust build, rigidity and long life. Adhering to IS 1791:1968 the mixer provides a uniform mix for a reliable operation. A concrete mixer is popularly known as a cement mixer with 3 Bin. The concrete mixers from Jaypee are used to mix cement, aggregates like sand, gravel and water to form quality concrete and form a strong base for buildings. These concrete mixers from Jaypee are the essential batching machines used in the construction industry.



BENEFITS & FEATURES

- Easy to Operate
- Convenient Discharge
- Fabricated Yoke and give Optimum Performance
- Wide Wheel Base To Give Better Stability
- Easy Swivel Arrangement
- Convenience of Lubrication
- Easy to Transport Chassis
- Mixing Drum for Fast Perfect Mixing
- Transmission - Extra Efficiency at no extra cost
- Housing - For Safety a Hopper - that Discharges in Record Time
- Optimum Performance
- Minimum Maintenance
- Rust Resistant
- Easy to Handle
- Saves lot of time since mixer discharges right in to the hoist bucket

SPECIFICATION	3 BIN DIGITAL CONCRETE MIXER
Hopper Capacity 3 Bin (Dry)	300Kg
Batch Capacity (Wet)	0.125m ³
Batch Time	180 Sec.
Machine Output/Hour *	2.5m ³ /hr
Power	6 / 6.5 H.P. DIESEL ENGINE
Weighing System (3 Bin)	Load Cell Based Weighing System with digital display Batch Controller
Water Dosing	Digital
Alternator	3KVA ,230 VOLTS,13.0
Hydraulic Pump	19 LPM GEAR PUMP @ 207 BAR
Gear Ring & Bevel Pinion	Accurately Machined With Gear Cutting Operation Supported by Heavy duty pinion
Wheels	BRAND NEW 500 X 19 PNEUMATIC TYRE & PRESSED STEEL PLATE RIMS – 4 NOS
Chemical Pump	0.37/0.5 kW/HP, 230 v,
Dimensions (Lxwxh)	2600 X 2300 X 2300 mm
Loading Hopper	HYDRAULIC OPERATED HEAVY DUTY POWER PACK
Drum Speed	19 RPM
Mixing Drum And Blades	MS 12 mm LOWER DRUM, 3.15 mm MS UPPER DRUM AND HEAVY DUTY MS BLADE
Wheels	BRAND NEW 500 X 19 PNEUMATIC TYRE & PRESSED STEEL PLATE RIMS – 4 NOS

* Output calculated at 20 Batches per hour as per M 20 grade*

** **Disclaimer :** "Machine and Design specifications are conjectural. It can be changed or modified as per company's policy at any given time."

REVERSIBLE DRUM BATCH MIX PLANT



Model : EX 1050E/D



Model : EX 1050 D

Jaypee® Reversible Drum Mixer has become most reliable for quality output and maintenance free operation. One of the most widely used machine tool is the Reversible Drum mixer. They are the typical reversible type concrete mixer where concreting is done using a revolving drum. Designed to deliver sturdy construction a reversible drum mixer is a well engineered piece of construction machinery for carrying mixing mortar from the place where it is to be poured. It also gives enough time to the workers to mix the composition before the concrete hardens.



Model : 850D



Model : EX 850E



Model : EX 1050E



Printing

Normal

BENEFITS & FEATURES

- Uniform mixing achieved with accurate setting of mixing blades and drum rotation adhering to IS Specifications.
- Shutter vibrator on the discharge shoot avoids clogging of materials during discharge from the hopper.
- Four wheel set chassis for sturdy maneuverability.
- Imported Hydraulics for continuous performance.

Model	EX-850-E	EX-850-D	EX-1050-E	EX-1050-D	EX-1400-E
Hopper Capacity (Dry)	850 Kg	850 Kg	1100 Kg	1100 Kg	1400 Kg
Batch Capacity (Wet)	0.3 m ³	0.35 m ³	0.5 m ³	0.5 m ³	0.56 m ³
Machine Output / Hour *	12 m ³ /hr	10.5 m ³ /hr	15 m ³ /hr	15 m ³ /hr	18 m ³ /hr
Weighing Type	3 Bin	3 Bin	3 Bin	3 Bin	3 Bin
Water Dozing	Digital	Manual	Digital	Digital	Digital
Weighing System	Load Cell Based Weighing System with digital display Batch Controller				
Hydraulic Pump	19 lpm @170 bar	52 lpm @ 207 bar	19 lpm @200 bar	27 lpm @200 bar	27 lpm @200 bar
Gear Ring & Roller	Accurately Machined With Gear Cutting Operation Supported by Heavy Duty Guide Rollers				
Wheels	Pneumatic Wheels (4Nos.) 6"X 16"	Pneumatic Wheels (4Nos.) 6"X 16"	Pneumatic Wheels (4Nos.) 6"X 16"	Pneumatic Wheels (4Nos.) 6"X 16"	Pneumatic Wheels (4Nos.) 7"X 19"
Jack Leveling	Pin Type (4 Nos.)	Pin Type (4 Nos.)	Pin Type (4 Nos.)	Pin Type (4 Nos.)	Pin Type (4 Nos.)
Dimensions (L×W×H)	4000 X 1650 X 2700 mm	4100 X 2100 X 2800 mm	4690 X 1890 X 2900 mm	4600X 1890 X 2740 mm	4816 X 2000 X 3100 mm
Weight (approx.)	1830 Kg (approx.)	2200 Kg (approx.)	2280 Kg (approx.)	2650 Kg (approx.)	2950 Kg (approx.)
Special Attachment Fitted with Each Machine	A) Special Design Hopper Vibrator B) Centralized Lubricating System				
Optional Features	A) Printing System with USB B) Admixer Dozing C) With Conveyor System				

* Output calculated at 30 Batches per hour as per M 20 grade & Concrete i.e 1:1.5:3

** **Disclaimer :** "Machine and Design specifications are conjectural. It can be changed or modified as per company's policy at any given time."

AUTOMATIC BATCHING PLANT (REVERSIBLE / PAN)

ABP20MR Automatic batching plant by Jaypee® provides a cost effective complete concrete producing solution. The innovative design of the plant with pan mixer and also reversible type provides easy and low cost transportation and mobility for the complete unit. Automatic Batching plants employ computer-aided control to assist in speedy, precise measurement of input elements as well as tie together the various parts and accessories for coordinated, secure performance for longer functional life.



1. Four bin feeder
2. Aggregate weighing conveyor
3. Cement weighing hopper
4. Water tank
5. Admix dosing weighing tank
6. Reversible mixer drum/pan mixer
7. Screw Conveyor
8. Air compressor
9. Electric control panel
10. Wheel for Mobility

BENEFITS & FEATURES

High Mobility
User Friendly
Robust Design
Large Capacity
High Performance
Heat Proof Control Cabin
Hydraulic Discharge System
Excellent Output
Low Maintenance Cost
Innovative Modern Technology
Automatic Plant that is Controlled by Computerized Techniques



APB-20 (PAN)



Model	ABP-18R	ABP20P
Mixer Type	Reversible	Pan
Mixer Output	16 ~ 18 m ³ /hr	18 ~ 20 m ³ /hr
Batch Capacity	0.56 m ³	0.3 m ³
Batch Time	120 sec / batch	50 sec / batch
Power Transmission	15 HP Geared Motor	20 HP Geared Motor
Control System	Fully Automatic / Manual	Fully Automatic / Manual
Dry Capacity	1400 Ltr.	850 Ltr.
Drum RPM	20 rpm	32 rpm
Frame & Chassis	All Rigid Steel Structure	All Rigid Steel Structure
Gate Opening	Pneumatic Control	Pneumatic Control
Weighing System	Digital load cell based weighing system	Digital load cell based weighing system
Compressor	Powered by 3 HP motor	Powered by 3 HP motor
Screw Conveyor	180 dia, 7 mtr. Length, powered by 7.5 HP motor 1000 kg	180 dia, 7 mtr. Length, powered by 7.5 HP motor 1000 kg
Control Panel	PLC based B&R control Panel with Pendrive for Batch Print	PLC based B&R control Panel with Pendrive for Batch Print

**** Disclaimer :** "Machine and Design specifications are conjectural. It can be changed or modified as per company's policy at any given time."

AUTOMATIC BATCHING PLANT 25



Jaypee® ABP-30 & ABP-25 combines all ingredients like cement, sand, admixture & various other aggregates to produce uniform concrete mix. The final product is then transported to the job-site through ducts via concrete pumps and transit mixers. Our automatic batching plant provides concrete with remarkably good consistency and homogeneity. It has four compartments to hold sand and different grades of gravel. It has got a PAN-mixer, that is driven by a planetary gear-box, to mix cement brought through screw-conveyor and ad-mixture along with water from the storage facility at the top. The entire recipe can be monitored and controlled remotely. The load, on each hopper measures and detect input, and prompts the operator to determine whether to activate the control of stirring sand & gravel or start screw conveyor bringing fly-ash, cement to the PAN-mixer. Today's construction industry, increasingly requires consistency, homogeneity and short mixing times in industrial construction, giving our batching plant an edge over others in indegenity and longevity. ABP-30 & ABP-25 both are self loading and are suitable for construction sites where there are scarcity of labour & underfoot conditions are only suitable for earth-mover.





MODEL	ABP-25	ABP-30
MIXER TYPE	PAN	PAN
MIXER OUTPUT	22~25cu-ft	28~30cu-ft
BATCH CAPACITY	0.5M ³	0.5M ³
BATCH TIME	80 SEC/BATCH	60 SEC/BATCH
POWER TRANSMISSION	30HP GEARED MOTOR	30 HP GEARED MOTOR
DRY CAPACITY	750LTR	750 LTR
FRAME & CHASSIS	ALL RIGID STEEL STRUCTURE	ALL RIGID STEEL STRUCTURE
GATE OPENING	PNEUMATIC CONTROLLED, POWERED BY 3 HP COMPRESSOR	PNEUMATIC CONTROLLED, POWERED BY 3 HP COMPRESSOR
WEIGHING SYSTEM	DIGITAL LOAD CELL BASED WEIGHING SYSTEM	DIGITAL LOAD CELL BASED WEIGHING SYSTEM
COMPRESSOR	POWERED BY 5HP MOTOR	POWERED BY 5HP MOTOR
SCREW CONVEYOR	LENGTH 12 M, 219mm \varnothing	LENGTH 12 M, 219mm \varnothing
CONTROL PANEL	PLC BASED B&R CONTROL PANEL WITH PRINTER FOR BATCH PRINT	PLC BASED B&R CONTROL PANEL WITH PRINTER FOR BATCH PRINT

**** Disclaimer :** "Machine and Design specifications are conjectural. It can be changed or modified as per company's policy at any given time."

CONCRETE BOOM PLACER (HYDRAULIC & MANUAL)




JHD-13

Jaypee® **Hydraulic Concrete Boom Placer** is an equipment that aids in delivering concrete through a chute to places that are inaccessible by any other machine. It facilitates static concrete pumps to push the Concrete mixture to high rise buildings. With proper combination of engine power of the concrete pumps and efficient placement of displacement pipes, builders can reduce friction and eventually increase effectiveness of **Concrete Boom Placers**.

Strategic placement of self climbing **Hydraulic Concrete Boom Placers** are of paramount importance since the uplift capacity of static concrete-pumps have certain limitations. Placing Boom Placers at certain vantage points not only aid the pumps function optimally but also expedites the process. So it is always advisable to use Boom Placers for faster and more effective results.

The Jaypee® Hydraulic Concrete Boom Placers are easy to install, dismantle and transport thus giving it an edge over others. Its 360° articulation capability ensures uniform distribution of concrete at the construction sites. Its robust built and tested hydraulics ensures its longevity and stringent quality check protocols determine better performance throughout.



	DESCRIPTION		UNITS	JHD-13	JM-13	
Performance	Max. Radius of Placing Boom		m	13	MANUAL	
	Max. Height of Working Reach		mm	15300		
	Slewing Range		deg	360 Max		
	Total Weight (without Counter-weight)		Kg/lb	2950 Kg / 6503 lbs		
	Counter Weight		Kg/lb	1500 Kgs / 3306 lbs	Ballast Weight	1200kg/2650 lbs
	Weight Of Heaviest Component		Kg/lb	2125 Kgs / 4684 lbs	Boom Section Weight	1300kg/2900 lbs
	Electric Power		3-Phase	380 V / 460 V 50-60 Hz	Leg-section Assembly Weight	700kg/1540 lbs
Motor	Power		Kw	4		
Hydraulic System	System Pressure		MPa	28		
	Flow		Cm ²	8		
	Oil Tank Capacity		Ltrs	80		
	Controls			Cable remote Control		
				Radio remote Control		
	Section of Tubular Column (optional)		(mm x mm)	600 x 600 x 6000		
Boom	Boom Type			"R"		
	Delivery Pipeline Diameter		mm / inch	125 mm / 5 inch		
	Length of End Hose		mm / inch	3000 mm / 118 inch		
	1st Section	Length	mm / inch	5000 mm / 197 inch		
		Articulation	Deg	0-87°		
	2nd Section	Length	mm / inch	4000 mm / 157.5 inch		
		Articulation	Deg	0-180°		
	3rd Section	Length	mm / inch	4000 mm / 157.5 inch		
		Articulation	Deg	0-180°		
	4th Section	Length	mm / inch	--		
		Articulation	Deg	--		

**** Disclaimer :** "Machine and Design specifications are conjectural. It can be changed or modified as per company's policy at any given time."

CONSTRUCTION HOIST

To serve the increasing demand for high-rise construction we offer the high speed VF hoist, with a Maximum lifting speed of 96m/min. A few salient features of these hoists are

FEATURES

- In single and in twin cage configuration.
- Innovative design and excellent comfort.
- Electric cabinet of stainless steel inside the cage.
- Dual entrance at base landing level is optional.
- Wide range of functions and optional equipment.
- High speed variable Frequency Hoist. Curved and Inclined hoist and Mini hoists.

- Adopts the most advanced VF speed control device and microcomputer programmable logic controller.
- Step-less speed control helps eliminate the concussion during start-up and braking, makes the operation steady and ensures automated levelling.
- Adopts open loop VF control; the speed precision can reach $\pm 2\sim 3\%$. Realising the accurate low speed positioning of the hoist, thus avoiding slipping during downward stopping of the hoist.
- The VF system has current restriction function ensuring lower current in motor start-up and reduces the concussion to power supply. This reduces the energy consumption at site.
- The steadiness during operation, mitigates concussion to mechanical parts, reduces wears of rack, pinion and the brake, prolonging the life of these parts.
- The VF system also has the over voltage protection, low-voltage protection, over-current, overload and anti-stalling protection functions.





TYPE	PMH 100 (Single Cage)		PMH 100/100 (Twin Cage)		PMH 200 (Single Cage)	PMH 200/200 (Twin Cage)
Load	1000 KG	1000 KG	2 X 1000 KG	2 X 1000 KG	2000 KG	2 X 2000 KG
Speed	0 - 36 M/MIN 0 - 60 M/MIN	0 - 36 M/MIN 0 - 60 M/MIN	0 - 36 M/MIN 0 - 60 M/MIN	0 - 36 M/MIN 0 - 60 M/MIN	0 - 36 M/MIN 0 - 60 M/MIN	0 - 36 M/MIN 0 - 60 M/MIN
Cage Size (LxWxH)			(2.4 × 1.2 × 2.1) MTRS, (3 × 1.2 × 2.1) MTRS, (3.2 × 1.5 × 2.1) MTRS			
Motor Power	2 × 12.5 HP	2 × 12.5 HP	2 × 2 × 12.5 HP	2 × 2 × 12.5 HP	3 × 12.5 HP	2 × 3 × 12.5 HP
Safety Device	JAS 30-1.2 (M5)	JAS 30-1.2 (M8)	2×JAS 30-1.2 (M5)	2×JAS 30-1.2 (M8)	JAS 40-1.2 (M8)	2×JAS 40-1.2 (M8)
Mast Section	450×450×1508	650×650×1508	450×450×1508	650×650×1508	650×650×1508	650×650×1508
Weight With Rack Mast Section (approx.)	78 KG	123 KG	96KG	151 KG	123 KG	151 KG
Rack Module	5	8	5	8	8	8

**** Disclaimer :** "Machine and Design specifications are conjectural. It can be changed or modified as per company's policy at any given time."

MATERIAL HOIST

The material hoist from Jaypee is good news to the contractors seeking single equipment for man and material handling, offering easy transport to vertical heights of high rise buildings.

FEATURES

- Electromagnetic Brake Motor
- Top & Bottom Stopper Limit Switch
- Extreme Up & Down Speed Control Limit Switch
- Safe Travel Limit Switch
- Cage Door Electrical Interlocking
- Wireless Remote Operating Facility

Jaypee is a leading material hoist manufacturer having expert engineers of this company to understand the varied requirements of site contractors and hence manufacture several kinds of material hoists to suit the unique site requirements.

- 1-2 ton loading capacity
- 30-36 m/min lifting speed
- 300 meters maximum height

These material hoists from Jaypee are cost effective with low energy consuming geared motors. Along with self erecting mechanism, these material hoists are equipped with several safety devices to ensure less material wastage and complete safety of the crew.

Material hoist from Jaypee, the leading hoist supplier from India, also come with additional attachments which enhance the performance of this essential construction equipment. The optional attachments like overload limiter reduces manual error of loading excess materials or crew.





Model	MH 100	MH 200
Loading Capacity	1000 Kg (1 Ton)	2000 Kg (2 Ton)
Max Height	300 Mtr.	450 Mtr.
Cage Size (L x B x H)	2000 × 1200 × 2000 mm	2000 × 1200 × 2000 mm
Lifting Speed	36 M / min.	36 M / min.
Travel Type	Rack & Pinion	Rack & Pinion
Power Transmission	Geared Motor	Geared Motor
Cage, Mast & Wall Ties	Shot Blasted, Zinc Chromate Primer & High Quality Enamel Paint	
	Zinc Plating or Galvanized	
Self Erecting Mechanism	Included	Included
Safety Features	Electromagnetic Brake Motor	Electromagnetic Brake Motor
	Centrifugal Freefall Arrestor	Centrifugal Freefall Arrestor
	Top & Bottom Stopper Limit Switch	Top & Bottom Stopper Limit Switch
	Travel Limit Switch	Travel Limit Switch
	Cage Door Electrical Interlocking	Cage Door Electrical Interlocking
	Overload Safety	Overload Safety
Optional Attachment	Concrete Bucket - 0.4 cu/-1 ton	Concrete Bucket - 0.4 cu/-1 ton
	Horizontal Rebar Attachment upto 6 Mtr. long	Horizontal Rebar Attachment upto 12 Mtr. long
Optional Features	FC Drive	FC Drive

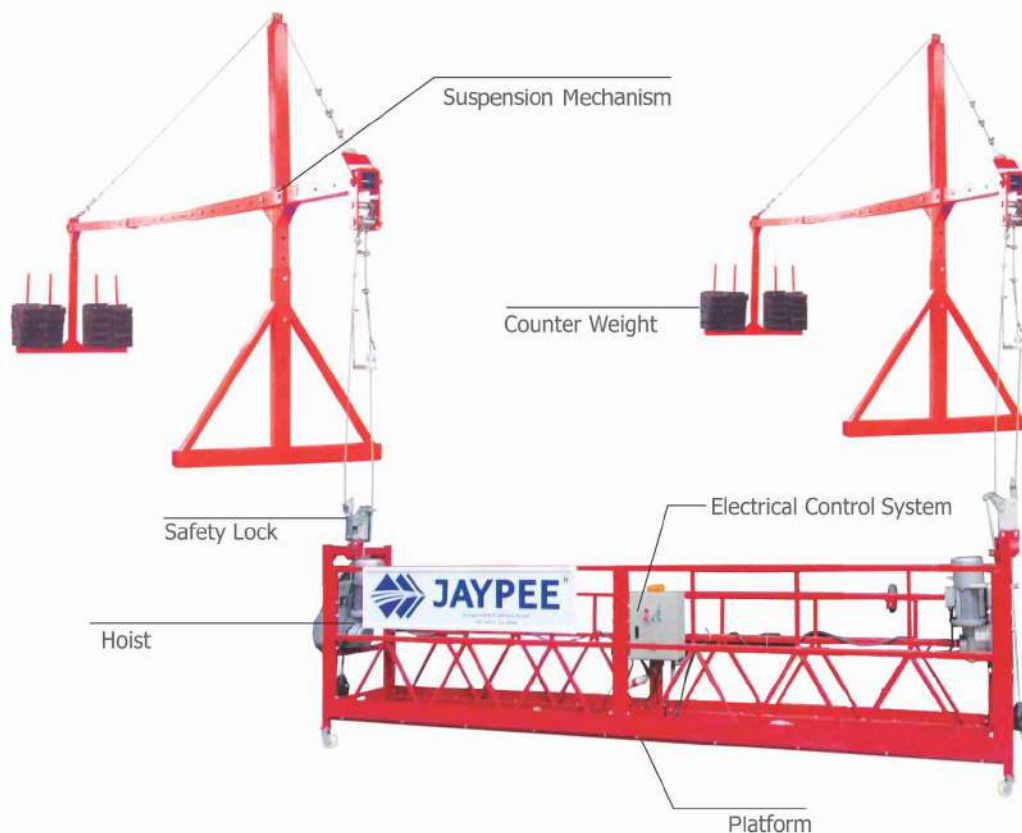
**** Disclaimer :** "Machine and Design specifications are conjectural. It can be changed or modified as per company's policy at any given time."

ROPE SUSPENDED PLATFORM HOIST

Jaypee now brings to India the most advanced suspended platform hoist. With features like safety lock model, advanced Electrical control system with anti-tilting, rope break, high quality steel wire rope and optional overload sensor. Also referred to as Gondola, these hoists are used for maintenance and decoration of the outer parts of high rise buildings. A suspended platform hoist can also be described as a temporary structure attached to the building for alteration and demolition of the construction.

FEATURES

- Anti-tilting Safety lock for rope breakage.
- Electrical control system.
- High quality steel wire rope.
- Optional overload sensor.
- 3-8 degree cable locking angle.
- Advanced suspension mechanism.





APPLICATION

- Decoration and construction for the external wall of high rise buildings, installing curtain wall and exterior components
- Repairing, checking, maintenance and cleaning for the external wall of the high-rise buildings
- Installing billboard and signage on high rise buildings
- Welding, cleaning and painting for large ships



Model	RSPH-1000	RSPH-1000 (S)
Configuration	Suspended Type	Suspended Type
Safety Configuration	Anti Tilting	Anti Tilting
Speed	8 -10 m/min	8 -10 m/min
Rated Capacity	1000 Kg	1000 Kg
Safe Capacity	800 Kg	900 Kg
Rated Power	1.8 kw x 2	2.2 kw x 2
Locking Cable Angle	3°~8°	3°~8°
Suspension Mechanism	425 Kg	425 Kg
Counter Weight	1000 Kg	1000 Kg
Optional Accessories	Load Display / Over load Cut-Off (Load Cell)	
Platform Length	7.5 mtr	
Platform Width	610 mm / 510 mm	

**** Disclaimer :** "Machine and Design specifications are conjectural. It can be changed or modified as per company's policy at any given time."

MULTI-FUNCTION TOWER HOIST

Latest in hoisting solutions by Jaypee the MFH series is a multi-functional equipment for all your hoisting needs. The hoist can be used for carrying concrete and also finishing materials such tiles, fittings etc. With an optional rebar carrying attachment, users can now eliminate the need for installation of tower cranes at site.

FEATURES

- Controlled lowering
- Broken rope safety device / emergency brake
- Upper and lower travel limit switches
- Slack rope limit switch
- Phase failure / Reversal protection
- Emergency stop Switch
- Drive motor thermal overload protection



APPLICATION

- Used in Construction sites.
- Used to carry materials such tiles, fittings etc.
- Used to carry labors.
- Also used to carry rebar attachment.



Model	MFTH 150	MFTH 200
Capacity	1500 Kgs	2000 Kg
Safe Capacity	1000 Kgs (1 Ton)	1500 Kgs (1.5 Ton)
Max Height	80 Meters	120 Meters
Cage Size (L x B x H)	1200 × 900 × 600 mm / (Customizable)	1200 × 900 × 800 mm / (Customizable)
Lifting Speed	30 Meters / min	30 Meters / min
Travel Type	Wire Rope	Wire Rope
Transmission	Heavy Duty Wire Rope Winch	Heavy Duty Wire Rope Winch
Mast & Cage Finish Wall Ties	Shot Blasted, Zinc Chromite Primer & High Quality Enamel Paint	
Self Erecting Mechanism	Included	Included
Safety Features	Eccentric Gripping Brake	Eccentric Gripping Brake
	Lower & Upper Limit Switch	Lower & Upper Limit Switch
Wire Rope	12 mm	12 mm
Optional Attachment	Vertical Rebar Attachment upto 6 Mtr. long	Vertical Rebar Attachment upto 6 Mtr. long
Optional Features	FC Drive	FC Drive
	Horizontal Rebar Attachment 6 meter	Horizontal Rebar Attachment 6 meter
	Vertical Rebar Attachment 6 meter	Vertical Rebar Attachment 6 meter
	Concrete Bucket Attachment	Concrete Bucket Attachment
	Floor Selector	Floor Selector
	Loadcell	Loadcell
	VFD & DBR	VFD & DBR

**** Disclaimer :** "Machine and Design specifications are conjectural. It can be changed or modified as per company's policy at any given time."

BUILDER HOIST

Jaypee® Builder hoist is specially designed to lift material to various heights at Construction Sites.

Most of the structure is fabricated in 3m length for easy transportation and assembling at site. With the use of high quality fabrication and anti twisting straightened steel, the mast sections are built for a longer life span.

Jaypee® has successfully erected a 2 ton winch upto a height of 140mts.

FEATURES

- Diesel Engine or Electric Motor Drive
- Extra capacity winch for greater safety aspects
- Drive through Fraction rollers
- Safety braking device






Model	BH - 1000 E	BH - 1000 D	BH - 2000 E
Capacity	1 Ton	1 Ton	2 Ton
Material Carrying Capacity	750 Kg	750 Kg	1500 Kg
Mast Type	Square Mast	Square Mast	Square Mast
Wire Rope	10 mm, 6 Core Steel Wire	10 mm, 6 Core Steel Wire	12 mm, 6 Core Steel Wire
Trolley	Heavy Duty MS Channel with Guide Rollers	Heavy Duty MS Channel with Guide Rollers	Heavy Duty MS Channel with Guide Rollers
Bucket Volume	0.3 m ³	0.3 m ³	0.4 m ³
Maximum Working Height	40 m	40 m	125 m
Power Rating	10 HP Electric Motor	10 HP Diesel Engine	15 HP Electric Motor


**** Disclaimer :** "Machine and Design specifications are conjectural. It can be changed or modified as per company's policy at any given time."

APPLICATION

- Used in Construction sites.
- Used to carry materials.
- Used to lift material to various heights at construction sites.



WALK BEHIND VIBRATORY ROLLER



Model VR6500

Jaypee Walk Behind Double Drum Vibratory Roller is modern compact design for use in a wide range of compaction application.

Hydraulic with integrated travel control eases the operating effort required for movement.

The famous Jaypee Walk Behind Roller has the vibratory source located in the drum which provides maximum compaction and traction performance.

The VR6500 is suitable for operation on various types of soils in tropical conditions.

Model	VR 6500	VRD 800	VR 3000
Dimensions			
Drum width	650 mm	750 mm	600 mm
Width	730 mm	850 mm	760 mm
Height	1,060 mm	1,170 mm	1050
Length	2,550 mm	2,300 mm	1550 mm
Masses			
Net mass	712 kg	780 kg	300 kg
Operating mass (CE)	763 kg	850 kg	350 kg
Traction			
Theor. grade ability	35%	30%	20%
Static linear load	5.50 kg/cm	7.80 kg/cm	4.5 kg/cm
Speed forward	3.70 km/h	3.20 km/h	2.78 km/h
Speed reverse	2.40 km/h	2.20 km/h	1.98 km/h
Vibration frequency	61 Hz	65 Hz	32 Hz
Nominal amplitude	0.45 mm	0.45 mm	0.35 mm
Centrifugal force	21 kN	18 kN	14 kN
Engine			
Manufacturer	Lombardini	Lombardini/Greaves	Greaves
Type	15LD441	15LD441	5520
Fuel	Diesel	Diesel	Diesel
Rated Power	6.80 kW	7 kW	3.7 kW
Rated Power @	2,600 rpm	3600 rpm	3600 rpm
Fuel consumption/h	1.35 Ltr.	1.50 Ltr.	1 ltr.
Fuel tank capacity	5 Ltr.	5 Ltr.	5 Ltr.
Hydraulic system			
Driving	Fully hydraulic	Hydraulic Controls	Hydraulic Controls
Sprinkler system			
Tank capacity	65 ltr.	30 Ltr.	16 Ltr.
Type of sprinkling	Gravity	Gravity	Gravity

**** Disclaimer :** "Machine and Design specifications are conjectural. It can be changed or modified as per company's policy at any given time."



MODEL VR-6500



MODEL VRD-800

Benefits & Features

- Infinitely variable Speed Control
- Mechanical Vibration Drive
- Water Sprinkler System Drum Scrappers
- Mechanical Vibration control
- High Gradient Capacity

Optional Features

- Electrically operated
- Self Starting arrangements

APPLICATION AREAS

- Construction and repairing of roads
- Pavements
- Compaction canals
- Embankments
- Private roads
- Hilly terrains with sharp bends
- Culverts



MODEL VR-300

PLATE COMPACTOR

Jaypee® VC 25 Plate Compactor is a unique compaction machine which produces repetitive impact on soil, built robustly with extra thick base plate having travel speed of 20m/min.

Our compactors come with infinitely variable forward and reverse speed on a diesel engine.

Also available with electric motor.



BENEFITS & FEATURES

- As per IS : 5889 : 1970
- Model Mark VC-10 Compaction capacity 1 to 2 Tons powered by Villers / Greavs MK-12 Petrol/Kerosene
- Engine or 2 H.P. 440 Volt Electric Motor
- Model Mark VC-20 Compaction capacity 3 to 4 Tons powered by 3.4 H.P. Villers/Greaves
- MK-25 Petrol, Petrol/Kerosene
- Engine or with 3 H.P. 440/50/3 A.C. Electric Motor
- Model Mark VC-25 Compaction capacity 6 to 8 Tons powered by 4.4 H.P. Greaves Model 520 Diesel Engine or with 5 H.P. 440/50/3 A.C. Electric Motor

TECHNICAL SPECIFICATION FOR VIBRATING EARTH RAMMER MODEL VC-25

Impact force upto (approx)	3500 kgs
Vibration frequency	50 Hz
Depth effect (depending on type of soil)	16 inch
Travel speed (depending on type of soil)	upto 20 M/min
Gradient capability	upto 20%
Compacting plate size	780mm × 620mm × 490mm
Working area	5500 sq.ft./hr
Direction of travel	forward

*Powered by 5 H.P. Crompton Greaves electric motor

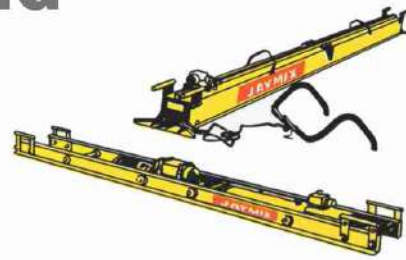
*Powered by 5 H.P. Air Cooled Diesel Engine of 3000 RPM

**** Disclaimer :** "Machine and Design specifications are conjectural. It can be changed or modified as per company's policy at any given time."



VACUUM DEWATERING SYSTEM

The Jaymix method is a system for having high quality long strip casting of floors at an affordable cost. It removes the excess water from the green concrete by vacuum process enabling the water-cement ratio to reduce drastically. The wet concrete is compressed by atmospheric pressure and the excess water is squeezed out of the concrete by vacuum-dewatering. The system, bringing compactness to the concrete also improves the compressive strength, density and the resistance to water penetration.



Filter Mat & Top Mat

Top mat is provided junction box & short hose of standard size 5mm*7m

Filter mat of 35 meter provided to be placed directly on green concrete.



Vacuum Pump

Power	7.5 HP Electric Motor
Vacuum Pump Capacity	1800 Liters/m ³ @ 70% vacuum

Power Floater cum Power Trowel

Weight (approx.)	75 kg
Length	1450 mm
Height	2220 mm
RPM	110
Working Diameter	860 mm
Powered by	3 HP Electric Motor

Screed Board

Power	1 HP 3 Phase Electric Vibrator
Board Dimension	4200 x 375 x 150 mm

**** Disclaimer :** "Machine and Design specifications are conjectural. It can be changed or modified as per company's policy at any given time."



Jaypee India Ltd.

REGISTERED OFFICE:

11 Dr. Rajendra Prasad Sarani (Clive Row)
Kolkata 700 001, India
T: +91 33 2242 3681/9514
F: +91 33 2243 2545

FACTORY (KOLKATA):

Jaypee Estate on NH-6
Village - Ankurhati, P.O - Salap
Howrah - 711409, India

FACTORY (MUMBAI):

Winget House, Plot No. L-134
Taloja Industrial Area, Midc
Dist. Raigad, Navi Mumbai - 410208
T: 022 2740 1535

solutions@jaypee.in
www.jaypee.in



+91 90512 34444

Follow us on :

